

# KOŁA ŁAŃCUCHOWE 10B 1,2,3 Z PIASTĄ I OTWOREM WSTĘPNYM

5/8 mm x 3/8 mm

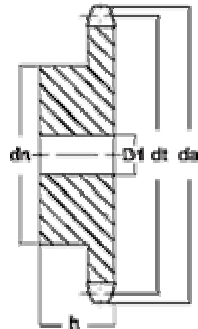
15,875 x 9,65 mm

Średnica rolki = 10,16 mm

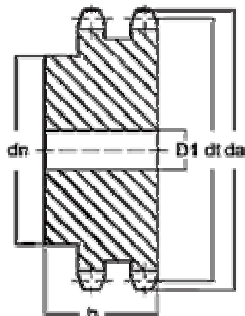
Szerokość zęba = 9,0 mm

z = ilość zębów

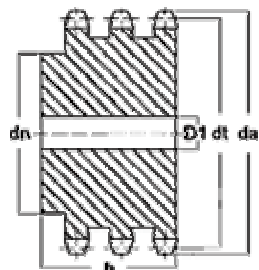
## SIMPLEX



## DUPLEX



## TRIPLEX



Z	Da [mm]	Dt [mm]	Simplex=S			Duplex=D			Triplex=T		
			dn [mm]	D1 [mm]	h [mm]	dn [mm]	D1 [mm]	h [mm]	dn [mm]	D1 [mm]	h [mm]
8	48.4	41.48	25	10	25	25	12	40	25	12	55
9	53.3	46.42	30	10	25	30	12	40	30	12	55
10	58.3	51.37	35	10	25	35	12	40	35	16	55
11	63.2	56.34	37	12	30	39	16	40	39	16	55
12	68.2	61.34	42	12	30	44	16	40	44	16	55
13	73.2	66.32	47	12	30	49	16	40	49	16	55
14	78.2	71.34	52	12	30	54	16	40	54	16	55
15	83.2	76.36	57	12	30	59	16	40	59	16	55
16	88.3	81.37	60	12	30	64	16	45	64	16	60
17	93.3	86.39	60	12	30	69	16	45	69	16	60
18	98.3	91.42	70	14	30	74	16	45	74	16	60
19	103.3	96.45	70	14	30	79	16	45	79	16	60
20	108.4	101.49	75	14	30	84	16	45	84	16	60
21	113.4	106.52	75	16	30	85	20	45	85	20	60
22	118.4	111.55	80	16	30	90	20	45	90	20	60
23	123.5	116.58	80	16	30	95	20	45	95	20	60
24	128.5	121.62	80	16	30	100	20	45	100	20	60
25	133.6	126.66	80	16	30	105	20	45	105	20	60
26	138.6	131.70	85	20	35	110	20	45	110	20	60
27	143.6	136.75	85	20	35	110	20	45	110	20	60
28	148.7	141.78	90	20	35	115	20	45	115	20	60
29	153.7	146.83	90	20	35	115	20	45	115	20	60
30	158.8	151.87	90	20	35	120	20	45	120	20	60
31	163.8	156.92	95	20	35	120	20	45	120	20	60
32	168.9	161.95	95	20	35	120	20	45	120	20	60
33	173.9	167.00	95	20	35	120	20	45	120	20	60
34	178.9	172.05	95	20	35	120	20	45	120	20	60
35	184.0	177.10	95	20	35	120	20	45	120	20	60
36	189.0	182.15	100	20	35	120	20	45	120	25	60
37	194.1	187.20	100	20	35	120	20	45	120	25	60
38	199.1	192.24	100	20	35	120	20	45	120	25	60
39	204.2	197.29	100	20	35	120	20	45	120	25	60
40	209.2	202.34	100	20	35	120	20	45	120	25	60
41	214.8	207.39	100	20	35						
42	219.9	212.44	100	20	35						
43	224.9	217.49	100	20	35						
44	230.0	222.53	100	20	35						
45	235.0	227.58	110	20	35				120	25	60
46	240.1	232.63	110	20	35	120	20	45	120	25	60
47	245.1	237.68									
48	250.2	242.73	110	20	35	120	20	45			
49	255.2	247.78									
50	260.3	252.82	110	25	35	120	20	45			
51	265.3	257.87									
52	270.4	262.92									
53	275.4	267.97									
54	280.5	273.03	110	25	35	120	20	45			
55	285.5	278.08	110	25	35						
56	290.6	283.13									
57	296.0	288.18	110	25	35	120	20	45	120	25	60
58	300.7	293.23									
59	305.7	298.27									
60	310.8	303.32	110	25	35						
62	321.4	313.43									
64	331.5	323.53	110	25	35						
65	336.5	328.58									
66	341.6	333.63									
68	351.7	343.74									
70	361.8	353.84									
72	371.9	363.95									
75	387.1	379.09									
76	392.1	384.16	110	25	35	120	20	45	120	25	60
78	402.2	394.25									
80	412.3	404.35									
85	437.6	429.62									
90	462.8	454.88									
95	488.5	480.14	110	25	35	120	20	45	120	25	60
100	513.4	505.40									
110	563.9	555.92									
114	584.1	576.13	110	25	35	120	20	45	120	25	60
120	614.8	606.44									