

KOŁA ŁAŃCUCHOWE 16B 1,2,3 Z PIASTĄ I OTWOREM WSTĘPNYM

1" x 17,02"

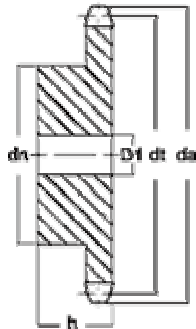
25,4 x 17,02 mm

Średnica rolki = 15,88 mm

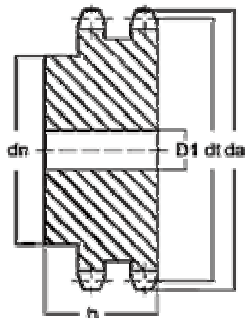
Szerokość zęba = 15,9 mm

z = ilość zębów

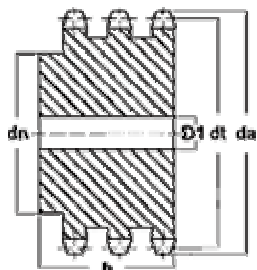
SIMPLEX



DUPLEX



TRIPLEX



Z	Da [mm]	Dt [mm]	Simplex=S			Duplex=D			Triplex=T		
			dn [mm]	D1 [mm]	h [mm]	dn [mm]	D1 [mm]	h [mm]	dn [mm]	D1 [mm]	h [mm]
8	77.9	66.37	42	16	35	42	20	65	42	20	95
9	85.8	74.27	50	16	35	50	20	65	50	20	95
10	93.8	82.19	55	16	35	56	20	65	56	20	95
11	101.7	90.14	61	16	40	64	20	70	64	25	100
12	109.7	98.14	69	16	40	72	20	70	72	25	100
13	117.7	106.12	78	16	40	80	20	70	80	25	100
14	125.7	114.15	84	16	40	88	20	70	88	25	100
15	133.7	122.17	92	16	40	96	20	70	96	25	100
16	141.8	130.20	100	20	45	104	25	70	104	25	100
17	149.8	138.22	100	20	45	112	25	70	112	25	100
18	157.8	146.28	100	20	45	120	25	70	120	25	100
19	165.9	154.32	100	20	45	128	25	70	128	25	100
20	173.9	162.38	100	20	45	130	25	70	130	25	100
21	182.0	170.43	110	20	50	130	25	70	130	25	100
22	190.1	178.48	110	20	50	130	25	70	130	25	100
23	198.1	186.53	110	20	50	130	25	70	130	25	100
24	206.2	194.59	110	20	50	130	25	70	130	25	100
25	214.2	202.66	110	20	50	130	25	70	130	25	100
26	222.3	210.72	120	20	50	130	25	70	130	30	100
27	230.4	218.79	120	20	50	130	25	70	130	30	100
28	238.4	226.85	120	20	50	130	25	70	130	30	100
29	246.5	234.92	120	20	50	130	25	70	130	30	100
30	254.6	243.00	120	20	50	130	25	70	130	30	100
31	262.6	251.08	120	25	50	140	25	70	140	30	100
32	270.7	259.13	120	25	50	140	25	70	140	30	100
33	278.8	267.21	120	25	50	140	25	70	140	30	100
34	286.9	275.28	120	25	50	140	25	70	140	30	100
35	294.9	283.36	120	25	50	140	25	70	140	30	100
36	303.0	291.44	120	25	50	140	25	70	140	30	100
37	311.1	299.51	120	25	50	140	25	70			
38	319.2	307.59	120	25	50	140	25	70	140	30	100
39	327.2	315.67	120	25	50	140	25	70			
40	335.3	323.73	120	25	50	140	25	70	140	30	100
41	345.0	331.82	120	25	50						
42	353.0	339.90	120	25	50						
43	361.1	347.98	120	25	50						
44	369.1	356.06	120	25	50						
45	377.1	364.12	120	25	50				140	40	100
46	385.2	372.21	120	25	50	140	25	70	140	40	100
47	393.2	380.29	120	25	50						
48	401.3	388.36	120	25	50						
49	409.3	396.44	120	25	50						
50	417.4	404.52	130	30	50						
51	425.5	412.60									
52	433.6	420.67	130	30	50						
53	441.7	428.75									
54	448.3	436.85	130	30	50						
55	457.9	444.93									
56	466.0	453.01									
57	474.0	461.07	130	30	50	140	30	70	140	40	100
58	482.1	469.16									
59	490.2	477.24									
60	498.3	485.32	130	30	50						
62	514.5	501.50									
64	530.7	517.65	130	30	50						
65	538.8	525.73									
66	546.8	533.80									
68	562.9	549.98									
70	579.2	566.14									
72	595.4	582.32	130	30	50						
75	619.7	606.55									
76	627.0	614.65	130	30	50	140	30	70	140	40	100
78	643.3	630.80									
80	660.0	646.96									
85	699.9	687.40									
90	740.3	727.81									
95	781.1	768.22	130	30	50	140	30	70	140	40	100
100	821.1	808.63									
110	902.0	889.48									
114	934.3	921.81	130	30	50	140	30	70	140	40	100
120	982.8	970.33									