

KOŁA ŁAŃCUCHOWE 24B 1,2,3 Z PIASTĄ I OTWOREM WSTĘPNYM

1 1/2" x 1"

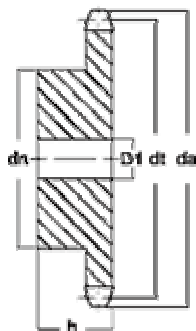
38,1 x 25,4 mm

Średnica rolki = 25,4 mm

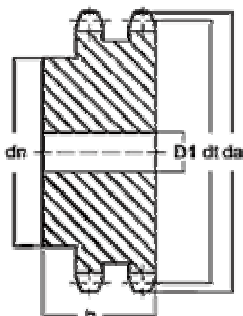
Szerokość zęba = 24,1 mm

z = ilość zębów

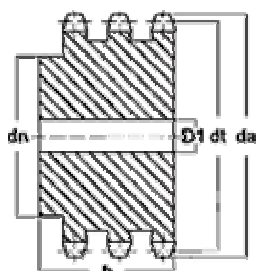
SIMPLEX



DUPLEX



TRIPLEX



Z	Da [mm]	Dt [mm]	Simplex=S			Duplex=D			Triplex=T		
			dn [mm]	D1 [mm]	h [mm]	dn [mm]	D1 [mm]	h [mm]	dn [mm]	D1 [mm]	h [mm]
8	113.0	99.55	58	20	45	58	25	95	58	25	140
9	125.0	111.40	70	20	45	70	25	95	70	25	140
10	137.0	123.29	80	20	45	80	25	95	80	25	140
11	149.0	135.21	90	25	50	90	25	100	90	30	150
12	161.0	147.22	102	25	50	102	25	100	102	30	150
13	173.0	159.18	114	25	50	114	25	100	114	30	150
14	185.0	171.22	128	25	50	128	25	100	128	30	150
15	197.0	183.26	132	25	50	132	25	100	132	30	150
16	209.0	195.30	136	25	55	136	30	100	136	30	150
17	221.0	207.34	136	25	55	136	30	100	136	30	150
18	233.0	219.42	136	25	55	160	30	100	160	30	150
19	245.5	231.49	136	25	55	160	30	100	160	30	150
20	257.5	243.57	136	25	55	160	30	100	160	30	150
21	270.5	255.65	150	30	60	160	30	100	160	40	150
22	282.5	267.73	150	30	60	160	30	100	160	40	150
23	294.5	279.80	150	30	60	160	30	100	160	40	150
24	307.0	291.88	150	30	60	160	30	100	160	40	150
25	319.0	304.00	150	30	60	160	30	100	160	40	150
26	331.0	316.08	150	30	60	160	30	100	160	40	150
27	343.0	328.19	150	30	60	160	30	100	160	40	150
28	355.0	340.27	150	30	60	160	30	100	160	40	150
29	367.5	352.38	150	30	60	160	30	100			
30	379.5	364.50	150	30	60	160	30	100	160	40	150
31	391.5	376.62	150	30	60	160	40	100			
32	403.5	388.69	150	30	60	160	40	100	160	40	150
33	415.5	400.81	150	30	60	160	40	100			
34	428.0	412.93	150	30	60	160	40	100			
35	440.0	425.04	150	30	60	160	40	100	160	40	150
36	452.0	437.16	150	30	60	160	40	100			
37	464.0	449.27	150	30	60	160	40	100			
38	476.5	461.39	150	30	60	160	40	100	160	40	150
39	488.5	473.50									
40	501.5	485.62	150	30	60	160	40	100	160	40	150
41	512.6	497.74	150	30	60						
42	524.7	509.85	150	30	60						
43	536.8	521.97	150	30	60						
44	549.0	534.08	150	30	60						
45	561.2	546.20	150	30	60						
46	573.3	558.32	150	30	60	160	30	100	160	40	150
47	585.4	570.43	150	30	60						
48	597.4	582.55	150	30	60						
49	609.5	594.66									
50	621.7	606.78	150	30	60						
51	633.8	618.89									
52	646.0	631.01									
53	658.0	643.13									
54	670.2	655.25									
55	682.3	667.40									
56	694.4	679.50									
57	706.5	691.73	150	30	60	160	30	100	160	40	150
58	718.6	703.74									
59	730.7	715.86									
60	742.8	727.97									
62	767.2	752.24									
64	791.3	776.48									
65	803.4	788.59									
66	815.6	800.17									
68	839.8	824.98									
70	864.2	849.21									
72	888.4	873.48									
75	924.8	909.83									
76	936.9	921.98	150	30	60	150	30	100	160	40	150
78											
80	985.4	970.44									
85	1046.0	1031.10									
90	1107.7	1091.72									
95	1167.3	1152.33	150	30	60	150	30	100	160	40	150
100	1228.9	1212.95									
110	1350.0	1334.21									
114	1398.5	1382.73	150	30	60	150	30	100	160	40	150
120	1471.4	1455.47									